

## > DM Series Packaged Terminal Air Conditioner

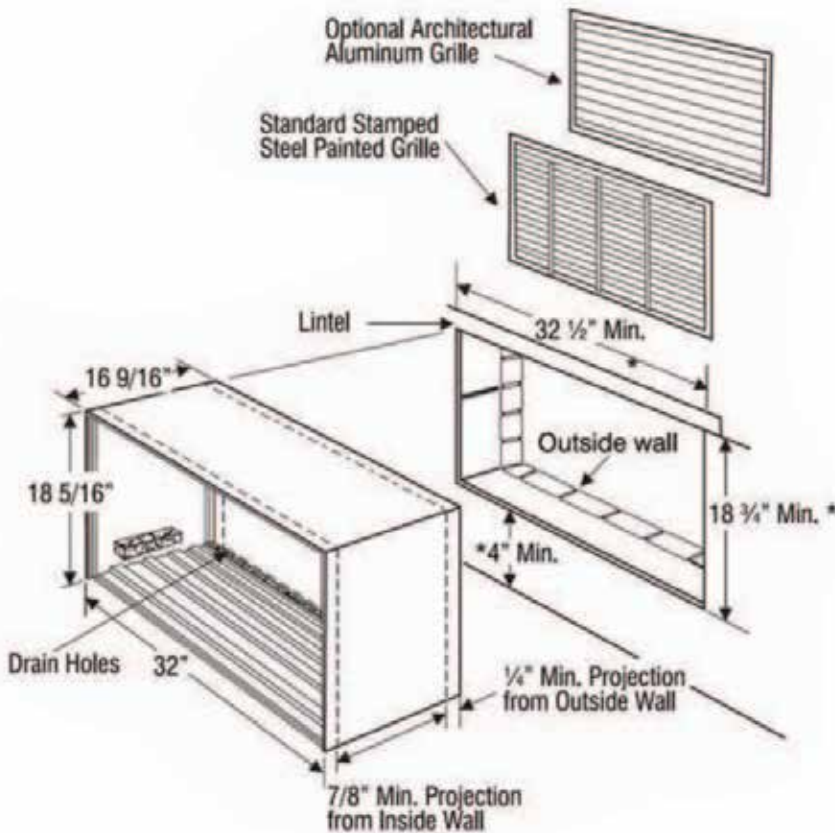
Sleeve Size: 32" X 18<sup>5/16</sup>"

Applied Comfort's DM Series has been engineered and designed to elevate comfort and efficiency. This series boasts a modern aesthetic and comes with a variety of innovative features tailored to meet the need of your customers.

With its premium component design, the DM incorporates electronic temperature limiting technology, ensuring optimum reliability for your customers.



### Masonry Wall Installation



1st year parts and labor.  
2nd to 6th year sealed system parts.  
Free shipping on warranty parts.  
(Canada and Continental USA)  
Additional extended warranty for purchase.

### Features

#### Controls

New premium component design that brings digital controls to the DM Series.

#### Front Desk Ready

Front desk control through 24VAC control protocol.

#### Electronic Temperature Limits

Flexible heating and cooling range limits.


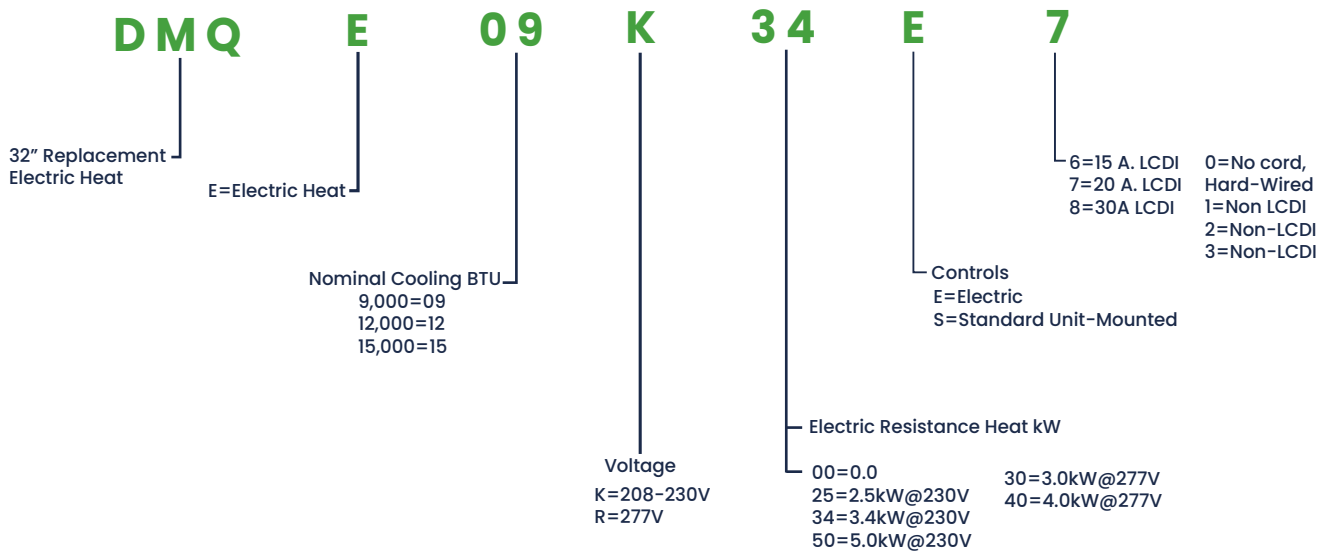
#### Low Noise

Uses acoustic noise reducing materials and optimized fan design.

#### Premium Design

Durable and contemporary metal front cover, grille, and door.

Distributed by:



Air Conditioner with Electric Heat. Cord Connected. (230-208V)

Model	Voltage	Cooling			Resistance Heat			Min. Circuit Amps	MOP Fuse Amps	Indoor CFM	NEMA Plug	S/T	Pts/hr.	Net Wt. lbs
		BTU / Hr.	EER	Amps	BTU / Hr.	kW	Amps							
DMQE09K00_6	230/208	8500	9.9	4.1/4.3	N/A	N/A	N/A	6.4	15	310	6-15P	.76	1.9	132
DMQE09K00_7	230/208	8500	9.9	4.1/4.3	N/A	N/A	N/A	6.4	20	310	6-20P	.76	1.9	132
DMQE09K25_6	230/208	8500	9.9	4.1/4.3	8800/7200	2.5/2.1	11.4/10.3	14.2	15	310	6-15P	.76	1.9	132
DMQE09K25_7	230/208	8500	9.9	4.1/4.3	8800/7200	2.5/2.1	11.4/10.3	14.2	20	310	6-20P	.76	1.9	132
DMQE09K34_7	230/208	8500	9.9	4.1/4.3	11900/9700	3.4/2.8	15.3/13.9	19.1	20	310	6-20P	.76	1.9	132
DMQE09K34_8	230/208	8500	9.9	4.1/4.3	11900/9700	3.4/2.8	15.3/13.9	19.1	30	310	6-30P	.76	1.9	132
DMQE09K50_8	230/208	8500	9.9	4.1/4.3	17300/14200	5.0/4.1	22.2/20.2	27.8	30	310	6-30P	.76	1.9	132
DMQE12K00_6	230/208	11500	9.2	5.7/6.0	N/A	N/A	N/A	8.1	15	300	6-15P	.66	3.7	135
DMQE12K00_7	230/208	11500	9.2	5.7/6.0	N/A	N/A	N/A	8.1	20	300	6-20P	.66	3.7	135
DMQE12K25_6	230/208	11500	9.2	5.7/6.0	8800/7200	2.5/2.1	11.4/10.3	14.2	15	300	6-15P	.66	3.7	135
DMQE12K25_7	230/208	11500	9.2	5.7/6.0	8800/7200	2.5/2.1	11.4/10.3	14.2	20	300	6-20P	.66	3.7	135
DMQE12K34_7	230/208	11500	9.2	5.7/6.0	11900/9700	3.4/2.8	15.3/13.9	19.1	20	300	6-20P	.66	3.7	135
DMQE12K34_8	230/208	11500	9.2	5.7/6.0	11900/9700	3.4/2.8	15.3/13.9	19.1	30	300	6-30P	.66	3.7	135
DMQE12K50_8	230/208	11500	9.2	5.7/6.0	17300/14200	5.0/4.1	22.2/20.2	27.8	30	300	6-30P	.66	3.7	135
DMQE15K00_6	230/208	13100	8.5	7.0/7.4	N/A	N/A	N/A	10.0	15	300	6-15P	.63	4.5	135
DMQE15K00_7	230/208	13100	8.5	7.0/7.4	N/A	N/A	N/A	10.0	20	300	6-20P	.63	4.5	135
DMQE15K25_6	230/208	13100	8.5	7.0/7.4	8800/7200	2.5/2.1	11.4/10.3	14.2	15	300	6-15P	.63	4.5	135
DMQE15K25_7	230/208	13100	8.5	7.0/7.4	8800/7200	2.5/2.1	11.4/10.3	14.2	20	300	6-20P	.63	4.5	135
DMQE15K34_7	230/208	13100	8.5	7.0/7.4	11900/9700	3.4/2.8	15.3/13.9	19.1	20	300	6-20P	.63	4.5	135
DMQE15K34_8	230/208	13100	8.5	7.0/7.4	11900/9700	3.4/2.8	15.3/13.9	19.1	30	300	6-30P	.63	4.5	135
DMQE15K50_8	230/208	13100	8.5	7.0/7.4	17300/14200	5.0/4.1	22.2/20.2	27.8	30	300	6-30P	.63	4.5	135

Time delay fuse or HACR circuit breaker  
°Dry Coil

Air Conditioner with Electric Resistance Heat. Permanently Connected. (277V).

Model	Voltage	Cooling			Resistance Heat			Min. Circuit Amps	MOP Fuse Amps	Indoor CFM HIGH <sup>o</sup>	NEMA Plug	S/T	Pts/hr.	Net Wt. lbs
		BTU / Hr.	EER	Amps	BTU / Hr.	kW	Amps							
DMQE09R00E0	277	8500	9.9	3.4	N/A	N/A	N/A	5.7	15	310	N/A	.76	1.9	132
DMQE09R00E_1	277	8500	9.9	3.4	N/A	N/A	N/A	5.7	15	310	7-15P	.76	1.9	132
DMQE09R00E_2	277	8500	9.9	3.4	N/A	N/A	N/A	5.7	15	310	7-20P	.76	1.9	132
DMQE09R30E0	277	8500	9.9	3.4	10500	3.0	11.3	14.1	15	310	N/A	.76	1.9	132
DMQE09R30_1	277	8500	9.9	3.4	10500	3.0	11.3	14.1	15	310	7-15P	.76	1.9	132
DMQE09R30_2	277	8500	9.9	3.4	10500	3.0	11.3	14.1	15	310	7-20P	.76	1.9	132
DMQE09R34E0	277	8500	9.9	3.4	11900	3.4	12.7	15.9	20	310	N/A	.76	1.9	132
DMQE09R34_2	277	8500	9.9	3.4	11900	3.4	12.7	15.9	20	310	7-15P	.76	1.9	132
DMQE09R34_3	277	8500	9.9	3.4	11900	3.4	12.7	15.9	20	310	7-20P	.76	1.9	132
DMQE09R40E0	277	8500	9.9	3.4	13900	4.0	14.9	18.6	20	310	N/A	.76	1.9	132
DMQE09R40_2	277	8500	9.9	3.4	13900	4.0	14.9	18.6	20	310	7-20P	.76	1.9	132
DMQE09R40_3	277	8500	9.9	3.4	13900	4.0	14.9	18.6	20	310	7-30P	.76	1.9	132
DMQE12R00E0	277	11500	9.2	4.8	N/A	N/A	N/A	6.4	15	300	N/A	.66	3.7	135
DMQE12R00_1	277	11500	9.2	4.8	N/A	N/A	N/A	6.4	15	300	7-15P	.66	3.7	135
DMQE12R00_2	277	11500	9.2	4.8	N/A	N/A	N/A	6.4	15	300	7-20P	.66	3.7	135
DMQE12R30E0	277	11500	9.2	4.8	10500	3.0	11.3	14.1	15	300	N/A	.66	3.7	135
DMQE12R30_1	277	11500	9.2	4.8	10500	3.0	11.3	14.1	15	300	7-15P	.66	3.7	135
DMQE12R30_2	277	11500	9.2	4.8	10500	3.0	11.3	14.1	15	300	7-20P	.66	3.7	135
DMQE12R34E0	277	11500	9.2	4.8	11900	3.4	12.7	15.9	20	300	N/A	.66	3.7	135
DMQE12R34_2	277	11500	9.2	4.8	11900	3.4	12.7	15.9	20	300	7-20P	.66	3.7	135
DMQE12R34_3	277	11500	9.2	4.8	11900	3.4	12.7	15.9	20	300	7-30P	.66	3.7	135
DMQE12R40E0	277	11500	9.2	4.8	13900	4.0	14.9	18.6	20	300	N/A	.66	3.7	135
DMQE12R40_2	277	11500	9.2	4.8	13900	4.0	14.9	18.6	20	300	7-20P	.66	3.7	135
DMQE12R40_3	277	11500	9.2	4.8	13900	4.0	14.9	18.6	20	300	7-30P	.66	3.7	135
DMQE15R00E0	277	13100	8.5	5.9	N/A	N/A	N/A	7.8	15	300	N/A	.63	4.5	135
DMQE15R00_1	277	13100	8.5	5.9	N/A	N/A	N/A	7.8	15	300	7-15P	.63	4.5	135
DMQE15R00_2	277	13100	8.5	5.9	N/A	N/A	N/A	7.8	15	300	7-20P	.63	4.5	135
DMQE15R30E0	277	13100	8.5	5.9	10500	3.0	11.3	14.1	15	300	N/A	.63	4.5	135
DMQE15R30_1	277	13100	8.5	5.9	10500	3.0	11.3	14.1	15	300	7-15P	.63	4.5	135
DMQE15R30_2	277	13100	8.5	5.9	10500	3.0	11.3	14.1	15	300	7-20P	.63	4.5	135
DMQE15R34E0	277	13100	8.5	5.9	11900	3.4	12.7	15.9	20	300	N/A	.63	4.5	135
DMQE15R34_2	277	13100	8.5	5.9	11900	3.4	12.7	15.9	20	300	7-20P	.63	4.5	135
DMQE15R34_3	277	13100	8.5	5.9	11900	3.4	12.7	15.9	20	300	7-30P	.63	4.5	135
DMQE15R40E0	277	13100	8.5	5.9	13900	4.0	14.9	18.6	20	300	N/A	.63	4.5	135
DMQE15R40_2	277	13100	8.5	5.9	13900	4.0	14.9	18.6	20	300	7-20P	.63	4.5	135
DMQE15R40_3	277	13100	8.5	5.9	13900	4.0	14.9	18.6	20	300	7-30P	.63	4.5	135

Time Delay Fuse or HACR Circuit Breaker  
°Dry Coil

Heat Pump with Electric Resistance Backup Heat. Hardwired. (230-208V)

Model	Voltage	Cooling			Resistance Heat			Min. Circuit Amps	MOP Fuse Amps	Indoor CFM HIGH°	Electrical NEMA Plug	S/T	Pts/hr.	Net Wt. lbs
		BTU / Hr.	EER	Amps	BTU/Hr.	kW	Amps							
DMQE09K00E0	230-208	8500	9.9	4.1 / 4.3	N/A	N/A	N/A	6.4	15	310	N/A	.76	1.9	132
DMQE09K25E0	230-208	8500	9.9	4.1 / 4.3	8800/7200	2.5/2.1	11.4/10.3	14.2	15	310	N/A	.76	1.9	132
DMQE09K34E0	230-208	8500	9.9	4.1 / 4.3	11900/9700	3.4/2.8	15.3/13.9	19.1	20	310	N/A	.76	1.9	132
DMQE09K50E0	230-208	8500	9.9	4.1 / 4.3	17300/14200	5.0/4.1	22.2/20.2	27.8	30	310	N/A	.76	1.9	132
DMQE12K00E0	230-208	11500	9.2	5.7 / 6.0	N/A	N/A	N/A	8.1	15	300	N/A	.66	3.7	135
DMQE12K25E0	230-208	11500	9.2	5.7 / 6.0	8800/7200	2.5/2.1	11.4/10.3	14.2	15	300	N/A	.66	3.7	135
DMQE12K34E0	230-208	11500	9.2	5.7 / 6.0	11900/9700	3.4/2.8	15.3/13.9	19.1	20	300	N/A	.66	3.7	135
DMQE12K50E0	230-208	11500	9.2	5.7 / 6.0	17300/14200	5.0/4.1	22.2/20.2	27.8	30	300	N/A	.66	3.7	135
DMQE15K00E0	230-208	13100	8.5	7.0 / 7.4	N/A	N/A	N/A	10.0	15	300	N/A	.63	4.5	135
DMQE15K25E0	230-208	13100	8.5	7.0 / 7.4	8800/7200	2.5/2.1	11.4/10.3	14.2	15	300	N/A	.63	4.5	135
DMQE15K34E0	230-208	13100	8.5	7.0 / 7.4	11900/9700	3.4/2.8	15.3/13.9	19.1	20	300	N/A	.63	4.5	135
DMQE15K50E0	230-208	13100	8.5	7.0 / 7.4	17300/14200	5.0/4.1	22.2/20.2	27.8	30	300	N/A	.63	4.5	135

Time Delay Fuse or HACR Circuit Breaker  
°Dry Coil



ACC32AAGRILLE



ACC32SSGRILLE

Accessories

- Sleeve
- Grille
- Sub-base
- Duct Kit
- Filter



ACC32SLEEVE



ACC32SUBBASE

Applied Comfort Products Carver Inc.

1210 Balmoral Rd. Cambridge, Ontario N1T 1A5.  
Toll Free: 1-877-227-7822  
[ptacs.com](http://ptacs.com)

Every effort has been made to ensure descriptions are correct at the time of print. Errors and omissions excepted. REV00

